



SK070

BT50



(2006 to 2011)

FRONT SUSPENSION

TORSION BAR

PART NO.	APPROX LOAD	QTY	SPRING RATE	APPROX RAISED HEIGHT
THL901*	Heavy Duty	1 Pair	Heavy Duty 1024mm Long	35mm
THL903**	Heavy Duty	1 Pair	Heavy Duty 924mm Long	35mm

SHOCK ABSORBER

PART NO.	DESCRIPTION	QTY	MOUNTS	EXT	COMP
TGSFRF	Expanded Body	2		365mm	250mm
MTGSFRF	Pro Shock	2		365mm	250mm

Notes:

* THL901 1024mm Long Suits Most Vehicles



** THL903 924mm Long Vehicles with WLT 2.5L Engine


REAR SUSPENSION

LEAF SPRING

PART NO.	APPROX LOAD	QTY	SPRING RATE	APPROX RAISED HEIGHT
MAZ004	up to 250kg	2	Heavy Duty Constant Load	35mm
MAZ004HD	up to 400kg	2	Heavy Duty Constant Load	35mm

SHOCK ABSORBER

PART NO.	DESCRIPTION	QTY	MOUNTS	EXT	COMP
TGSFRR	Expanded Body	2		615mm	385mm
TPS005	Pro Shock	1 Pair		615mm	385mm



BT50 (2006 to 2011)**SUSPENSION COMPONENTS****REAR SUSPENSION BUSHES & KITS**

DESCRIPTION	PART No	QTY	NOTES
Pro Bush Kit (Synthetic)	BK25P	1	Kit Contains 10 x Bushes

REAR SHACKLE & PIN KITS

DESCRIPTION	PART No	QTY	NOTES
Pin Kit	TPK012-2	2	Greaseable
Shackle Kit	TSK010	2	Greaseable

REAR U BOLT

DESCRIPTION	PART No	QTY	NOTES
U Bolt	TUB016	4	Round Top 200 x 88 x 14mm